




PC / Mobile Device User Manual

PC User Guideline

1. Attendees will receive a reminder email including the meeting link and ID. Please click the link directly or type the meeting ID in the system.

【GASE Upcoming Event Reminder: 2020 GASE FORMOSA+ Staff Training: R&D Branding Strategies Conference】

 MOST GASE <gase@most.ntu.edu.tw>
今天, 下午 07:08
侯美倫

 與會者Webex操作...
859 KB

下載

動作項目

Dear attendees of 2020 GASE FORMOSA+ Staff Training: R&D Branding Strategies Conference,

Our highly anticipated R&D Branding Strategies ONLINE Conference is just around the corner.

◇ In accordance with "post-pandemic new lifestyle," the conference will be held both on-site and online. MOST GASE kindly invite the attendees to join the conference in our new office. If you would like to join the conference on-site, please come to our office at: 10087 No. 18, Siyuan St., Zhongzheng Dist., Taipei, Room307 of Complex for Research Excellence. Please let us know your preferred attending method by filling the online form: <https://forms.gle/RParPS9X6ourMQbR9>

◇ Please kindly refer to friendly reminders below before you enter the meeting. We have also attached useful information about the online system for you, you can easily download.

【2020 GASE FORMOSA+ Staff Training: R&D Branding Strategies Conference】

Date: Friday, June 19, 2020

Time: 13:30 - 15:30 (Conference Entrance starts at 13:00)

Meeting ID: 1668049232

Meeting link to join immediately: <https://ntucc.webex.com/meet/gase>

◇ Please enter the conference 10 mins before the event starts by typing your institution, position and your name you registered for the conference.

◇ Online Meeting guidelines:

⚙ Please be aware of your surroundings and make sure the Internet connection is stable.

⚙ Please **mute your microphone and turn off camera** during the meeting.

⚙ Rules for Q&A session:

Please ask your questions **in the chatroom**, which will be opened during the break time.

Questions will be collected and asked by the moderator during the Q&A section (15:20-15:30).

〈AGENDA〉

13:00 – 13:30 Check-in (Device/ Functional check)

13:30 – 13:40 Opening (GASE & THE)

13:40 – 14:40 Session 1: Research Insights, Performance & Trends of Universities in Taiwan

Speaker: Elaine Chan, Higher Education Consultant, Times Higher Education

14:40 – 14:45 Break

14:45 – 15:20 Session 2: Internationalization and Branding Strategies for Research Institutions

Speaker: Justin Tay, Regional Director & General Manager (Asia), Times Higher Education

15:20 – 15:30 Q&A

Should you have any questions, please don't hesitate to contact us.

Thank you, and looking forward to seeing you next Friday!

Best regards,

--

科技部全球事務與科學發展中心

執行單位 | 國立臺灣大學

Center for Global Affairs and Science Engagement, MOST

Functions | National Taiwan University

Tel: +886-2-3366-2121

No. 1, Sec. 4, Roosevelt Rd., Taipei 10617, Taiwan (R.O.C.)

<https://gase.most.ntu.edu.tw/> | <http://60.most.ntu.edu.tw>

PC User Guideline

2. After clicking the link, it will automatically download the system.

✘Please make sure you have downloaded the system “Cisco Webex Meetings” before the meeting starts.



Download page of Cisco Webex Meetings:



PC User Guideline

3. You **DON'T** need to sign up the system.
Please type your **Institution, Department + Position + NAME / Email** to enter the meeting.

Cisco Webex Meetings

MOST GASE的個人會議室

輸入您的資訊

For example: NTU, Center, Lisa HOU

科技部GASE中心專員 王大明

james@ntu.edu.tw

下一步

~~已經有帳戶? 登入~~

~~更多登入方式~~

~~Google Microsoft Facebook~~

CISCO Webex

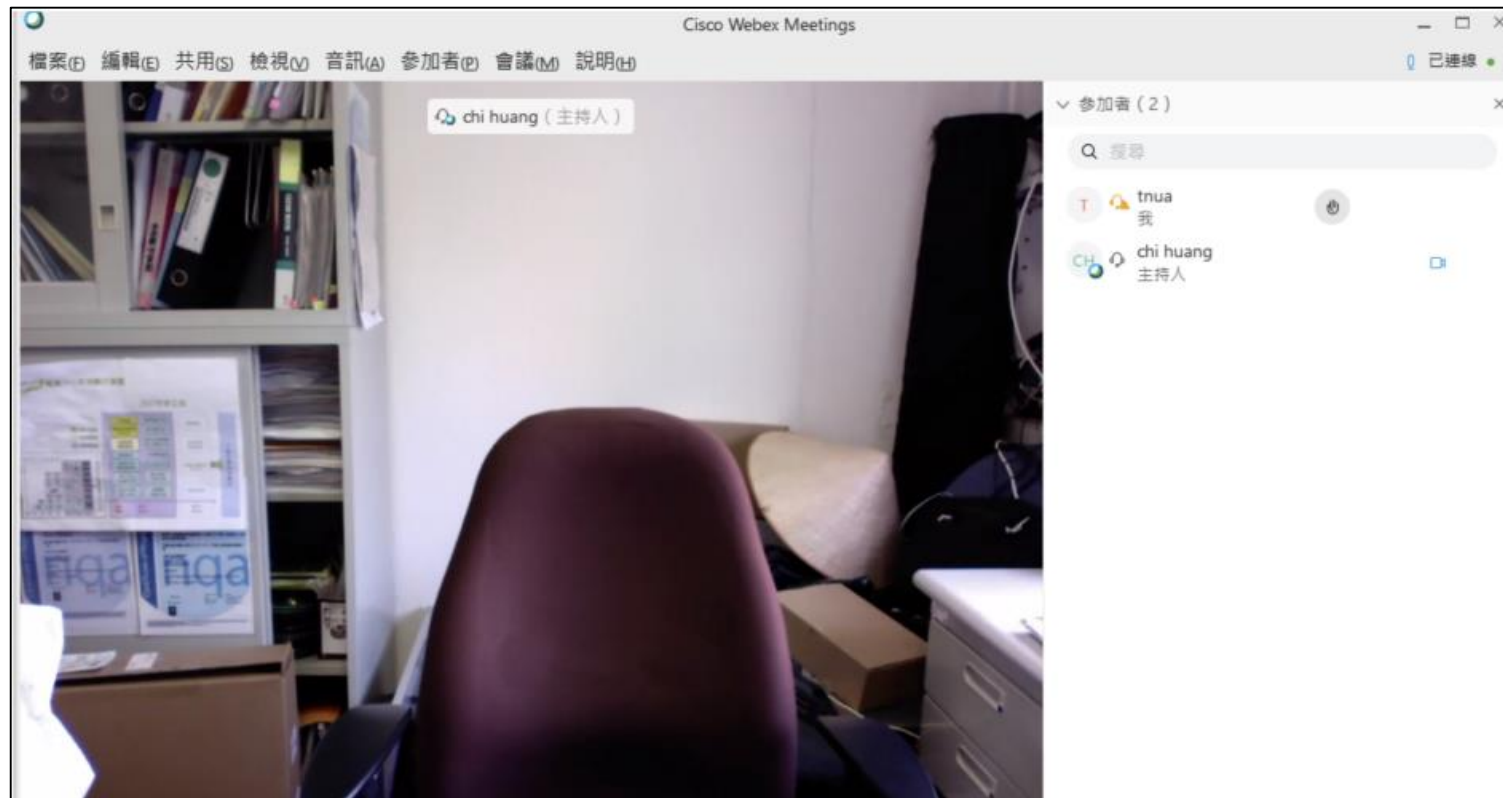
PC User Guideline

4. Check your sound and camera are smooth in order to enter the meeting.



PC User Guideline

5. You can start the meeting!
Please **MUTE** your microphone when you are not speaking.
You may **TURN ON** your camera during the whole meeting.



Mobile Device User Guideline

1. Download Cisco Webex Meetings app on your phone / tablet.

Apple iOS download: <https://apps.apple.com/us/app/cisco-webex-meetings/id298844386>

Google Play download: <https://play.google.com/store/apps/details?id=com.cisco.webex.meetings>

Or type "Cisco Webex Meetings" to search.

9:45 4G

Webex 取消

Interview & Meeting Recor... 取得

Easily record important business moments

Record your interviews, meetings & calls

Make video calls, record them and share

Easily transcribe audio recordings to text

Integrate your calendar to remind record

Cisco Webex Meetings Video Conferencing 取得

9:47 4G

Webex Meet

8:08 4G

Webex Meetings

Join meetings anywhere, any time.

Join Meeting Sign Up

Don't have an account? Sign Up

CISCO Webex

2. Click **“Join meeting”** directly, **NO NEED to Sign up**

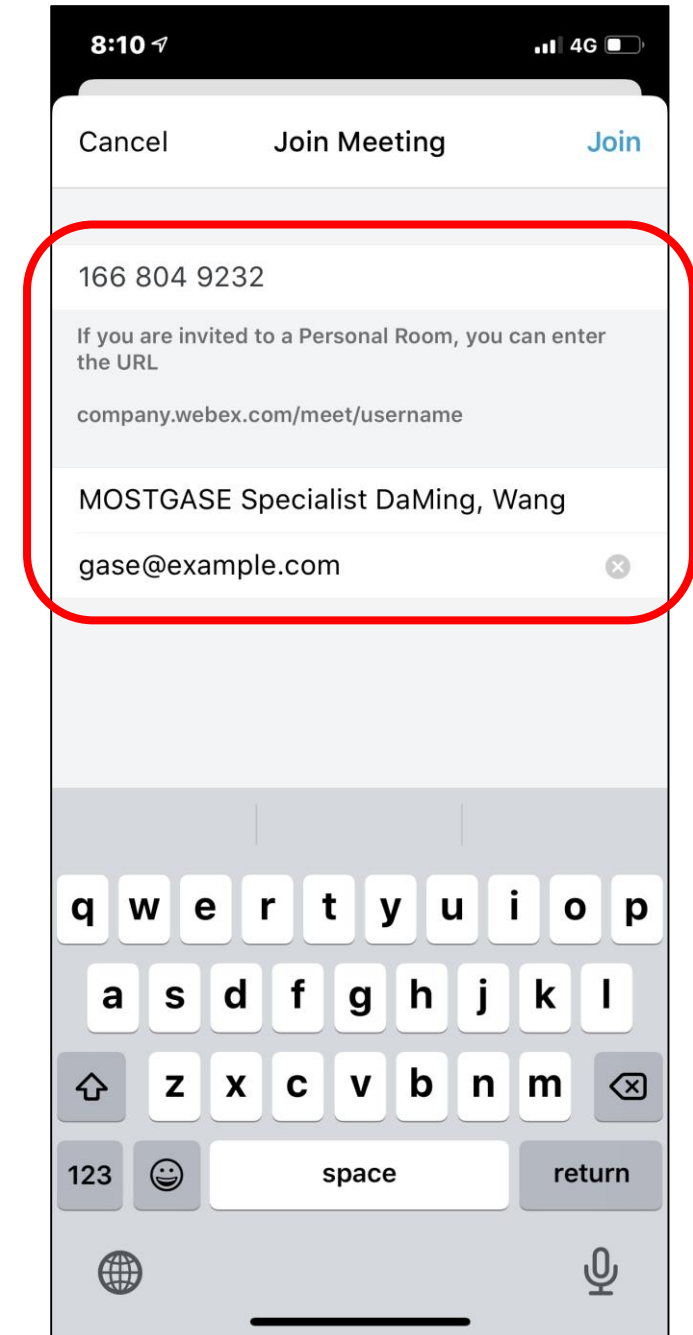
Mobile Device User Guideline

3. Enter meeting ID : **1668049232**
or click the link in the email:
<https://ntucc.webex.com/meet/gase>
(it will jump directly to the app)

4. Enter your info:

Institution, Department + Position + NAME

5. Enter your email



Mobile Device User Guideline

6. Click 「MUTE」 when you are not speaking.
turn on 「CAMERA」, and click Join.

